

Dept. of Children, Youth & Families

Early Support for Infants & Toddlers (ESIT) Program

State Interagency Coordinating Council (SICC) Meeting

Date: Wednesday, January 18, 2023

Time: 9:05 a.m. – 12:05 p.m.

Annual Performance Report (APR)

9:05 - 9:20 a.m. | Welcome & Introductions | Kim Hopkins, ESIT

Kim Hopkins, ESIT Data Systems and Analysis Manager, welcomed meeting attendees, gave her visual description and shared an overview of the *Washington State Performance Plan*, starting with Indicator 2: Services in Natural Environments.

[View Annual Performance Report \(APR\) presentation here.](#)

9:20 - 9:35 a.m. | Indicator 2: Services in the Natural Environment

Kim Hopkins, ESIT Data Systems and Analysis Manager, introduced indicator 2 and gave the participants an opportunity to discuss questions surrounding Indicator 2 data in breakout rooms:

- ✚ Discuss impact possible reasons as to why we saw a decrease in services provided in the natural environment, even though COVID measures decreased in FFY2021 and providers were able to resume service delivery in the home or a community setting?
- ✚ How does your program record services provided via telehealth in the DMS? Or if not a provider representative...How would you recommend services provided via telehealth be recorded by local programs?

9:35 - 9:55 a.m. | Indicator 3: Early Childhood Outcomes

Kim Hopkins, ESIT Data Systems and Analysis Manager, introduced indicator 3 and gave the participants an opportunity to discuss questions surrounding Indicator 3 data in breakout rooms:

- ✚ Discuss how COVID-19 may have affected services and how the State Systemic Improvement Plan (SSIP) activities may be impacting Summary Statement 1 (SS1). What do you notice about year-to-year data variances?

9:55 - 10:30 a.m. | Indicator 4: Family Involvement

Candiya Mann, Assistant Director, Social & Economic Sciences Research Center of Washington State University, shared the results of the third year of the Family Outcome Survey and indicator 4 data. Participants were given an opportunity discuss questions surrounding Indicator 4 data in breakout rooms:

- ✚ Family Outcomes Survey
- ✚ Methodology






Washington State Department of
CHILDREN, YOUTH & FAMILIES

FY21 Survey Results

10:30 – 10:40 a.m. | 10 Minute Break



10:40 – 11:04 a.m. | Indicator 5 and 6: Child Find

Kim Hopkins, ESIT Data Systems and Analysis Manager, introduced indicator 5 and 6. Participants discussed questions surrounding Indicator 5 and 6 data in breakout rooms:

-  What do you think is the reason for the increase in the percentage of children 0-1 and 0-3 who have an IFSP?
-  What does your program do to identify children who qualify for ESIT services? Or if not a provider representative, what recommendations might you have for strengthening referral systems?
-  What are current challenges faced by local programs?

11:09 – 11:30 a.m. | Indicator 1: Timely Provision of Services & Indicator 7: 45-Day Timeline

Kim Hopkins, ESIT Data Systems and Analysis Manager, introduced indicators 1 and 7. Short 5-minute break, 11:04 – 11:09 a.m., to accommodate for technical difficulties. Participants reconvened and had the opportunity to discuss questions surrounding Indicator 1 and 7 data in breakout rooms:

-  What factors could have contributed to the decrease in timeliness of IFSPs?
-  How might you explain the program's ability to provide timelier IFSPs during the height of COVID in FFY20?

11:30 – 11:35 a.m. | Indicator 8: Early Childhood Transitions

Kim Hopkins, ESIT Data Systems and Analysis Manager, introduced indicators 8, discussed data trends.

To date, we have been reporting Indicator 8b data at 100% compliance based on assumption that the automated notification process triggered by the DMS is 100% accurate.

If we pull actual data, we notice that we report all available data 100% on time, but not all children are determined potentially eligible on time (90 days prior to their third birthday) and some enter services later which results in "late" reporting.

After the implementation of our new data system, the state will begin reporting actual data in the APR.

What measures can we take today to ensure that data is available in a timely manner to report to the SEA/LEA?

11:35 a.m. – 11:47 a.m. | Indicator 11: State Systemic Improvement Plan (SSIP)



Ciara Saalfeld, ESIT Special Projects Coordinator, gave introductions, her physical description and shared a brief overview of ESIT's State Systemic Improvement Plan, including:

-  SSIP Training Activities

2022-2023 SSIP Plan

11:47 – 11:58 a.m. | APR Introduction: Required Questions

Kim Hopkins, ESIT Data Systems and Analysis Manager, shared an overview of the APR Introduction and required questions. Participants discussed questions in breakout rooms:

-  Considering the two questions above, do you have suggestions on how we can further improve our stakeholder engagement process?
-  Parents, what could we do to solicit your feedback on our APR data?

11:58 a.m. – 12:05 p.m. | Wrap-up

Kim Hopkins, ESIT Data Systems and Analysis Manager, thanked participants and gave closing remarks. Participants briefly shared insights gathered in group discussions throughout the day. Will Moncrease, Jr., Partnership & Collaboration Manager, shared final closing remarks and adjourned the meeting.

Next SICC Meeting:

Wednesday, February 15, 2023 | Virtual